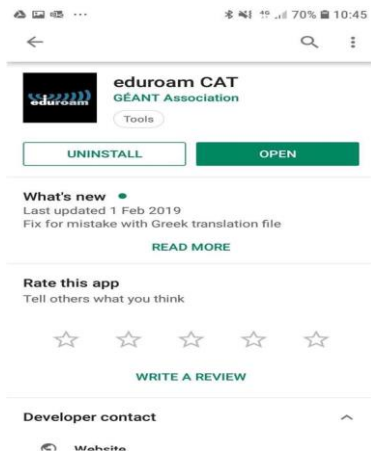


Connect to Eduroam

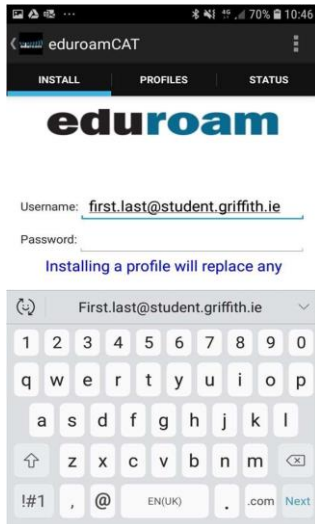
Android –

Method 1) EduroamCAT app

Step 1 - Open PlayStore on your Android Device. Search for EduroamCAT and install app



Step 2 - Enter Griffith logon credentials



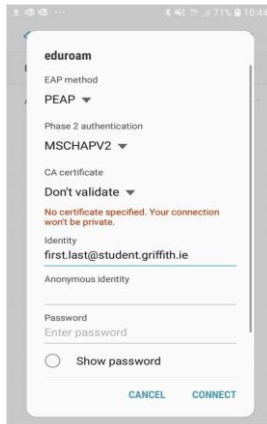
Step 3 - Install profile and if successful, you will be notified. You should now be connected Eduroam



Method 2)

Manually connecting to Eduroam

Step 1 - Enter details as shown below. Ensure you choose correct drop down for EAP, Phase 2 and CA Cert. Identity and password will be your Griffith logon. Leave Anonymous identity blank. Click Connect.



iOS – iPhone and iPad

Step 1 Go to WiFi and click Eduroam network

Step 2 Enter Username and password. Again, these are your Griffith logon credentials–



Step 2 - If prompted to install cert do so by clicking 'Trust' and you should be connected.

